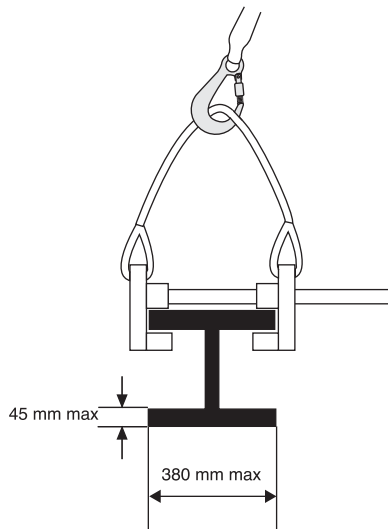
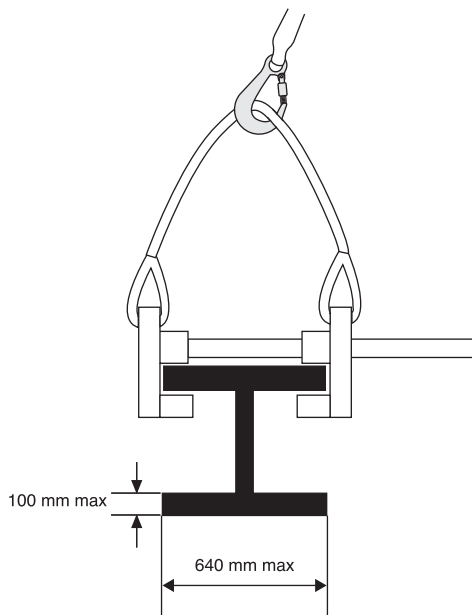


Rollclamp M



Rollclamp L



Functions

The Rollclamp anchorage device provides maximum safety against falling for persons working on metal structures. The Rollclamp meets the requirements of construction workers who want considerable freedom of movement while they are attached to an anchorage device.

The Rollclamp anchorage device is intended exclusively for anchoring a personal fall protection system, for example a lanyard with shock absorber or a Blocfor retractable lanyard.

Description and principle of operation

The Rollclamp consists of three subassemblies: a round bar with a welded clamp plate at one end, a movable clamp plate at the other end and a strap for anchoring the user.

The anchor is fitted on the beam by pushing the movable clamp plate to the end of the round bar, and then pulling it back providing approximately 15 mm clearance between the clamp plates and the flange. The movable clamp plate is locked in position on the round bar via a captive spring pin.

The Rollclamp then moves freely along the beam on 4 nylon rollers, following the movements of the user.

The Rollclamp is available in two sizes :

- Size M, corresponding to a "I" beam with a flange 380 mm max width.
- Size L, corresponding to a "I" beam with a flange 640 mm max width.

The Rollclamp anchor is designed to be fitted on an "H" or "I" beam. When the user works is sitting or standing on the beam, the Rollclamp must be placed on the upper flange of the beam (fig.1). When the user works below the metal section, the Rollclamp must be placed on the lower flange of the beam (fig.2).

The advantages of the Rollclamp are as follows :

- Provides maximum safety without hampering the user.
- Weighs very little, due to the use of a lightweight alloy.
- Easy movement with the 4 rollers.
- All the parts are captive.

fig.1


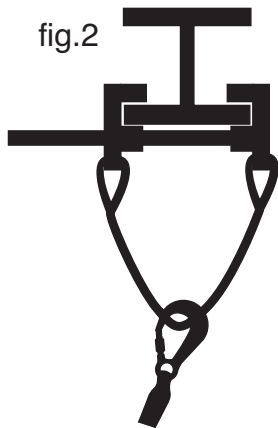


fig.2



Technical specification

Temperature range - 30°C to + 60° C.

The Rollclamp complies with standard EN795 class B, for transportable temporary anchorage devices. It is used to create an anchorage point on an "H" or "I" type metal section which provides sufficient resistance (> 10 kN).

CE type examination certificate number 1599, issued by SATRA (n°0321), in accordance with standard EN 795 class B.

Model	Data	Code	Resistance	Weight
Rollclamp M	" H " metal section, max width 380 mm	086009	10 kN	1,48 Kg
Rollclamp L	" H " metal section, max width 640 mm	086019	10 kN	2,04 Kg

Permissible attachments

- Connectors EN 362.
- Fall arrest system EN 363.
- Fall arrest harness EN 361.

