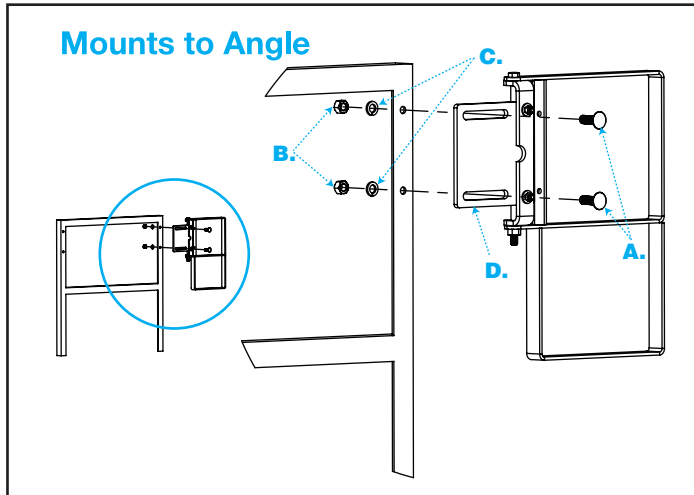


The FabEnCo RX Series Self-Closing Safety Gate can be installed on all types of handrails (angle, flatbar, pipe). Choose standard or 90° stop positions.



**Mounts to Angle**

## Hardware Parts

## Quantity

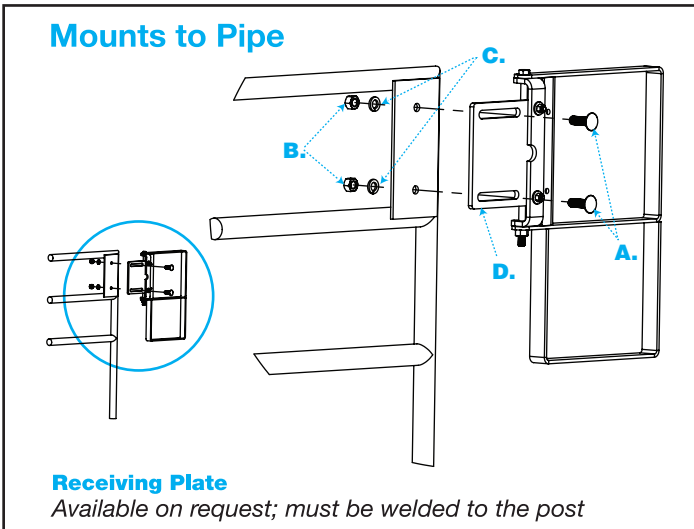
- |   |   |
|---|---|
| A. 5/8" Zinc-Plated Carriage Bolts..... | 2 |
| B. 5/8" Zinc-Plated Heavy Hex Nuts..... | 2 |
| C. 5/8" Zinc-Plated Lock Washers.....   | 2 |
| D. Mounting Plate/Assembly Frame .....  | 1 |

**Suggested Tools:** Adjustable Wrench and Socket Set with 1-1/16" and 9/16" Sockets

## Angle Post Installation

**Step 1:** Drill two holes in the angle post to fit preferred bolt position.

**Step 2:** Insert the 5/8" Carriage Bolts (A) through the holes and fasten the gate to the post with the 5/8" Heavy Hex Nuts (B) and 5/8" Lock Washers (C).



**Mounts to Pipe**

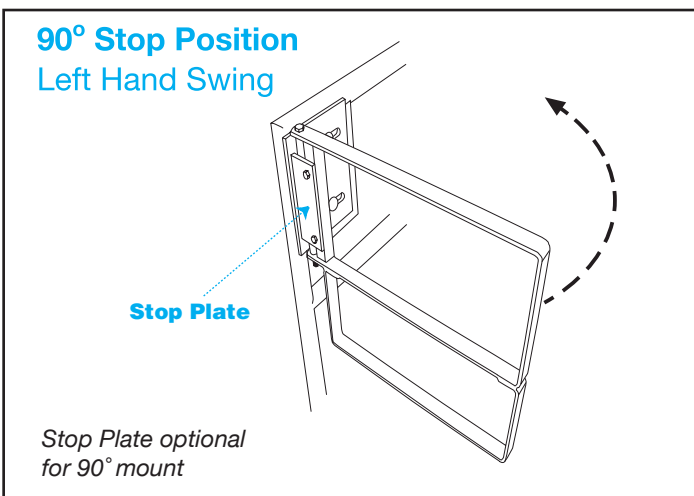
### Receiving Plate

Available on request; must be welded to the post

## Pipe Post Installation

**Step 1:** Weld the Receiving Plate to the pipe post.

**Step 2:** Insert the 5/8" Carriage Bolts (A) through the holes and fasten the gate to the post with the 5/8" Heavy Hex Nuts (B) and 5/8" Lock Washers (C).

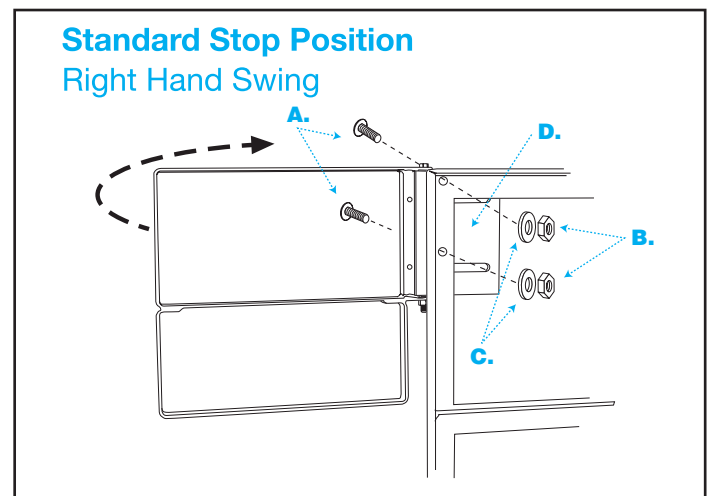


**90° Stop Position**

Left Hand Swing

Stop Plate

Stop Plate optional for 90° mount



**Standard Stop Position**

Right Hand Swing

For additional information or assistance, call 1-800-962-6111 or e-mail us at [info@safetygate.com](mailto:info@safetygate.com)

For additional information, please visit our website at [www.safetygate.com](http://www.safetygate.com)